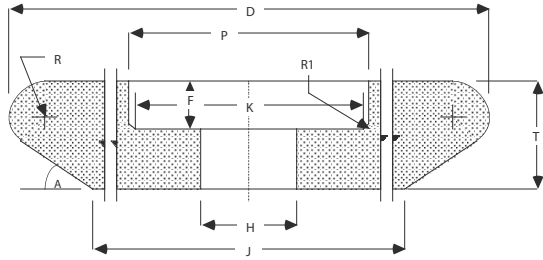


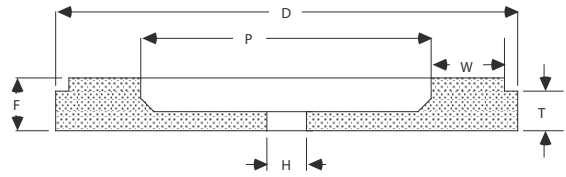
STANDARD STOCK BLUEPRINTS

Type 5 Can-Car Chip N Saw Grinder



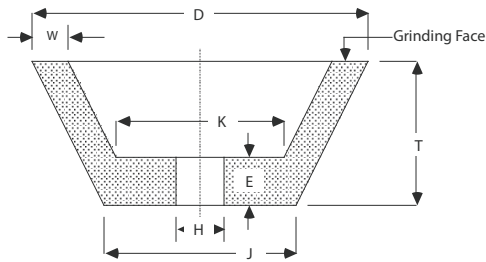
B/P No.	D	T	H	J	R	R1	K	P	F	A
26311	12	2	1-3/4	9-1/16	5/8	3/16	4-1/2	4-7/8	1	35°

Type 99 Black Diamond Drill Grinder



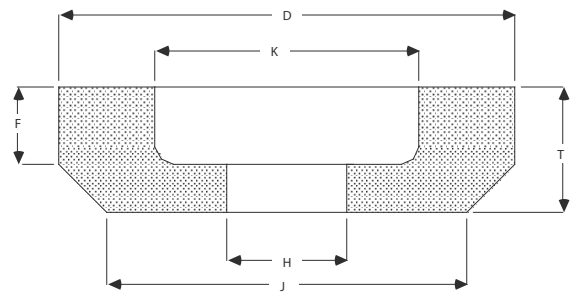
B/P No.	D	T	H	W	P	E	F
2232	7	7/8	1/2	13/16	4-15/16	3/8	1/2

Type 11 Flaring Cup Wheels



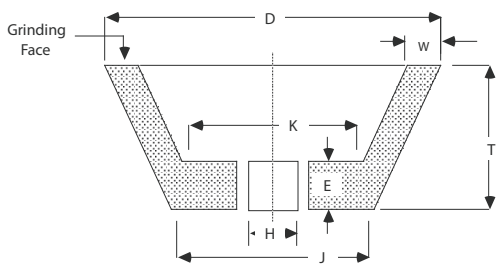
B/P No.	D	T	H	W	E	J	K
2009	3	1-1/4	-	1/4	3/8	2-1/4	1-5/8
1958	3-1/2	1-1/2	-	1/4	3/8	2-3/4	2-1/4
2012	4	1-1/2	-	1/4	1/2	3	2-5/8
D1534	4	1-1/2	-	1/4	1/2	3	2-5/8
2696	4-1/2	1	5/8SQ	1/2	1/2	2	2
2013	4-1/2	1	-	1/4	1/2	3-3/4	3-1/8
2014	5	1-3/4	-	1/4	1/2	3-3/4	3-1/8
D1536	5	1-3/4	-	1/4	1/2	3-3/4	3-1/8
2015	6	2	-	3/8	1/2	4-1/2	3-3/4
26876	6	2	1-1/4	1/2	1/2	3	2-3/4
13173	6	2-1/2	-	1/2	3/4	3-3/4	3-1/2
16074	7	1-1/2	3/4	1	5/8	2-7/8	2-1/2
12893	8	1-3/4	-	3/4	3/4	3-1/4	3-1/2

Type 6 Select-O-Point Drill Grinder

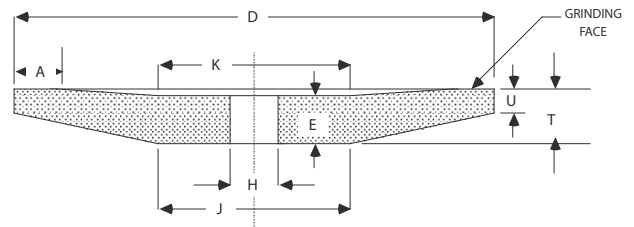


B/P No.	D	T	H	W	K	J	E	F
23519	5-7/8	1-1/2	50mm	1-11/32	3-3/16	5	1/2	1-1/8

Type 11 Flaring Cup Wheels

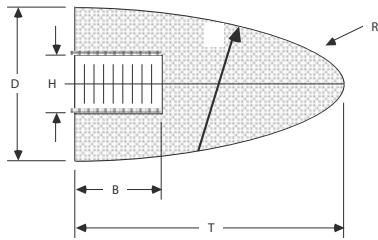


Type 12 Dish Wheels



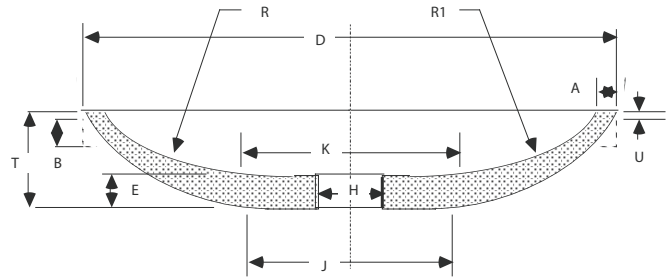
B/P No.	D	T	H	E	J	K	U	A
2002	4	1/2	-	5/16	2	2	3/323/16	
2005	6	1/2	-	5/16	3	3	1/8	3/8
2006	6	3/4	-	3/8	3	3	1/8	3/8
D1545	6	3/4	-	3/8	3	3	1/8	3/8
1921	6-1/2	1-1/2	1	3/4	2-1/2	3-3/32	1/16.656	
2628	7	3/4	-	7/16	3-1/2	3-1/2	1/87/16	
D3343	7	3/4	-	7/16	3-1/2	3-1/2	1/87/16	
28634	10	1	1-1/4	11/16	6-1/4	3-5/8	1/8	2

Type 16 Cones



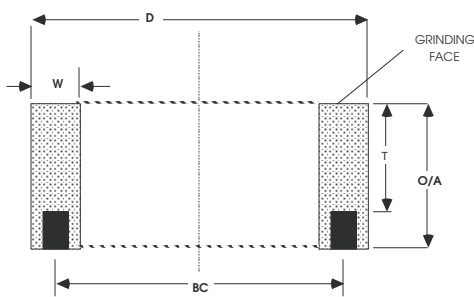
B/P No.	D	T	H	B	R	R1
21466	1-1/2	2-1/2	5/8-11	1	5/16	6-1/8
1896	2-3/4	3-1/2	5/8-11	1	5/8	6-3/8

Type 99 Yates American Saw Grinder



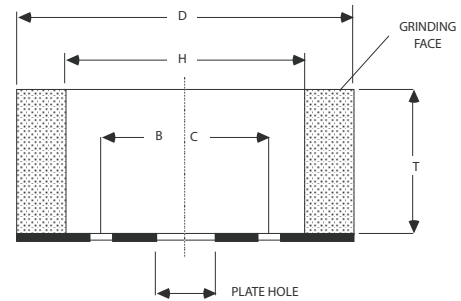
B/P No.	D	T	E	J	K	U	A	B	R	R1
1466	8	1-9/16	-	3	4-15/16	1/16	7/16	3/8	4-3/4	4-1/2

Type 52 Nut Inserted Cylinders



B/P No.	D	T	W	O/A	B.C.	Holes	TH-D
23818	8	1-1/2	1-3/4	1-7/8	6-1/4	4	3/8 - 16
2195	10	3	1	3-3/8	9	8	1/4 - 20
2554	10	4	1	4-3/8	9	8	1/4 - 20
2077	14	4	1-1/4	4-3/8	12-3/4	8	3/8 - 16

Type 53 Plate Mounted Wheel



B/P No.	D	T	H	PLATE HOLE	B.C. HOLES	BOLT HOLE DIA.	BOLT HOLE SHAPE
16434	5	1	3-1/2	1-3/8	2-1/4	4	9/32 C/Bore
16423	6	1	4	1-1/4	3-1/4	4	25/64 Straight
17070	6	1-1/2	4	1-1/4	3-1/4	4	25/64 Straight
16428	7	1-1/2	5	1-3/4	3-1/4	4	9/32 Straight
16436	8	2	5-1/2	3-1/8	3-13/16	4	25/64 C/Bore
16430	9	2	5	2	4	6	17/64 C/Sunk
D1517	9	2	5	2	4	6	17/64 C/Sunk
2671	10	2	7	2	3-1/2	6	25/64 Straight
2671	10	2	7	2	5-1/2	6	21/64 C/Sunk
21878	10	2	7-1/2	3-3/4	5	4	25/64 C/Bore
16421	14	4	11	1-1/4	8	4	9/16 Straight